

PLURIJET 90-130-200

Self-priming multi-stage pumps

-  Clean water
-  Domestic use
-  Civil use



PERFORMANCE RANGE

- Flow rate up to **200 l/min** (12 m³/h)
- Head up to **97 m**

APPLICATION LIMITS

- Manometric suction lift up to **9 m** (HS)
- Liquid temperature between **-10 °C** and **+40 °C**
- Ambient temperature up to **+40 °C**
- Max. working pressure **10 bar**
- Continuous service **S1**

CONSTRUCTION AND SAFETY STANDARDS

EN 60335-1
IEC 60335-1
CEI 61-150

EN 60034-1
IEC 60034-1
CEI 2-3



CERTIFICATIONS

Company with management system certified DNV
ISO 9001: QUALITY
ISO 14001: ENVIRONMENT AND SAFETY



INSTALLATION AND USE

The self-priming **PLURIJET** pumps are recommended for pumping clean water even in cases where air is present and for liquids which are not chemically aggressive towards the materials from which the pump is made.

Because of their silence, reliability and low energy consumption they are recommended for domestic and civil applications, in particular for pressurising and distributing water in combination with pressure tanks, for the recovery of rain water, for irrigation systems, etc.

The pump should be installed in an enclosed environment or sheltered from inclement weather.

PATENTS - TRADE MARKS - MODELS

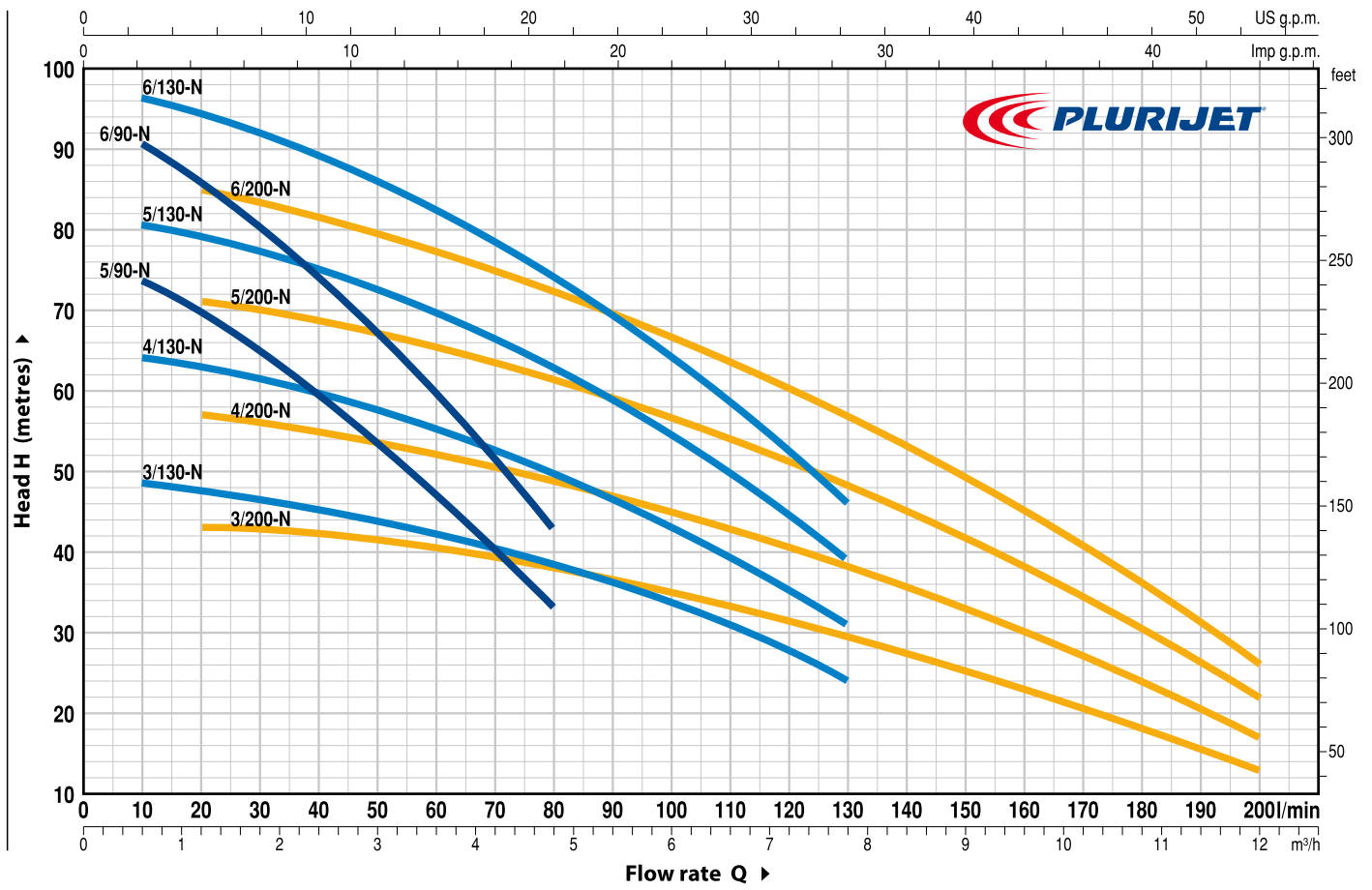
- Registered Trade Mark n. 3974301 PLURIJET®
- Patent Pending n. PCT/IB2014/063126

OPTIONS AVAILABLE ON REQUEST

- Other voltages or 60 Hz frequency
- IPX5 class protection

CHARACTERISTIC CURVES AND PERFORMANCE DATA

50 Hz n= 2900 rpm HS= 0 m



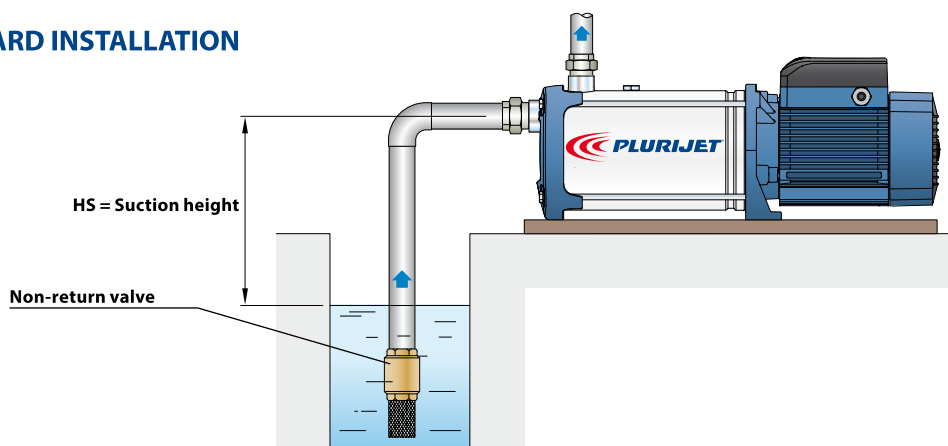
MODEL		POWER (P ₂)			Q	Flow rate															
Single-phase	Three-phase	kW	HP	▲		m ³ /h	0	0.3	0.6	1.2	2.4	3.6	4.8	6.0	7.8	8.4	9.6	10.8	12.0		
					H metres	l/min	0	5	10	20	40	60	80	100	130	140	160	180	200		
PLURIJETm 5/90 -N	PLURIJET 5/90 -N	1.1	1.5	IE2		H metres	76	76	73.5	70	60.5	47	33								
PLURIJETm 6/90 -N	PLURIJET 6/90 -N	1.5	2	IE3	93		93	90.5	86	74.5	59.5	43									
PLURIJETm 3/130-N	PLURIJET 3/130-N	1.1	1.5	IE2	49		49	48.5	47.5	45	42.5	38.5	33.5	24							
PLURIJETm 4/130-N	PLURIJET 4/130-N	1.5	2	IE3	65		65	64	63	60	56	50	43	31							
-	PLURIJET 5/130-N	1.8	2.5		81		81	80.5	79	75	70	62.5	54	39							
-	PLURIJET 6/130-N	2.2	3	97	97		96.5	94.5	90	83	74.5	64	46								
PLURIJETm 3/200-N	PLURIJET 3/200-N	1.1	1.5	IE2	44		43.5	43.5	43	42	40.5	38	35	29	27.5	23	18	13			
PLURIJETm 4/200-N	PLURIJET 4/200-N	1.5	2	IE3	58		57.5	57.5	57	55	52.5	49.5	45	38	35.5	30	24	17			
-	PLURIJET 5/200-N	1.8	2.5		73		72	71.5	71	69	65.5	62	56.5	48	44.5	38	30	22			
-	PLURIJET 6/200-N	2.2	3		87		86	85.5	85	82	78	73	67	57	53	45	36	26			

Q = Flow rate H = Total manometric head HS = Suction height

Tolerance of characteristic curves in compliance with EN ISO 9906 Grade 3B.

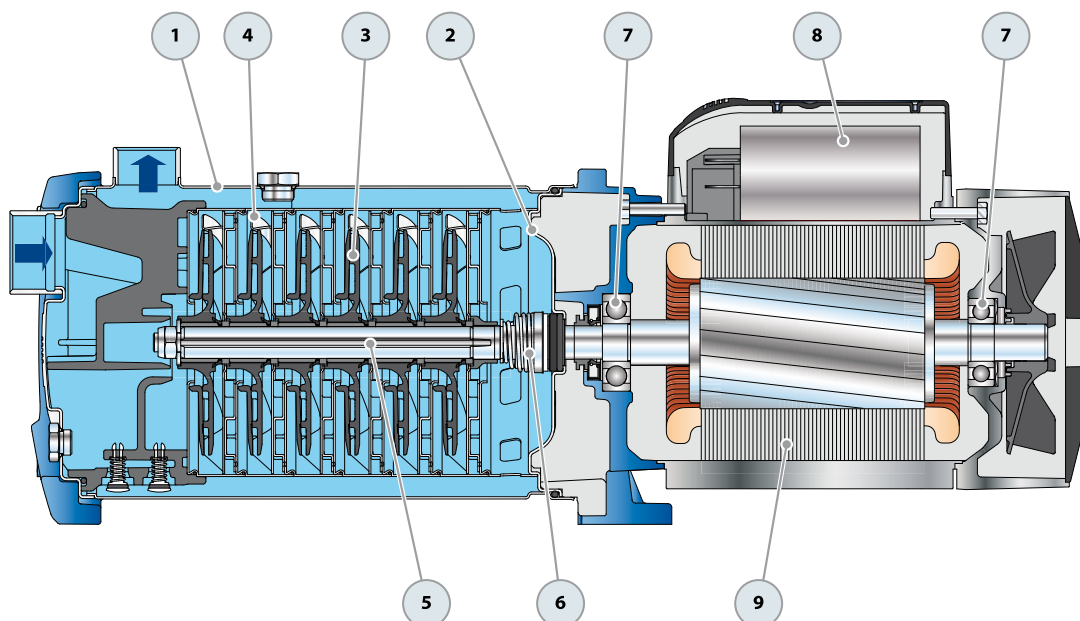
▲ Performance class of the three-phase motor (IEC-60034-30)

STANDARD INSTALLATION

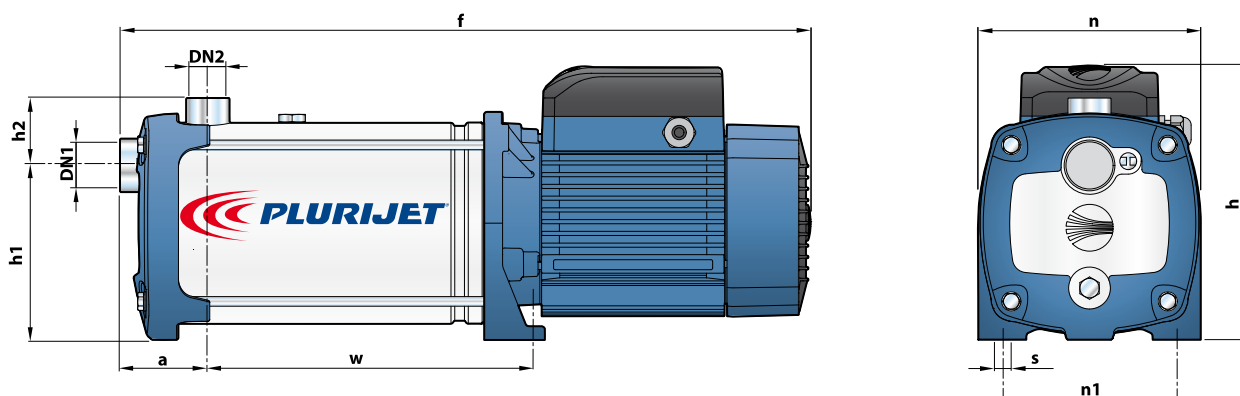


PLURIJET 90-130-200

POS.	COMPONENT	CONSTRUCTION CHARACTERISTICS				
1	PUMP BODY	Stainless steel AISI 304 complete with threaded ports in compliance with ISO 228/1				
2	BODY BACKPLATE	Stainless steel AISI 304				
3	IMPELLERS	Noryl FE1520PW				
4	DIFFUSERS	Stainless steel AISI 304				
5	MOTOR SHAFT	Stainless steel EN 10088-3 - 1.4104				
6	MECHANICAL SEAL	<i>Seal</i>	<i>Shaft</i>	<i>Materials</i>		
		<i>Model</i>	<i>Diameter</i>	<i>Stationary ring</i>	<i>Rotational ring</i>	<i>Elastomer</i>
		FN-18	Ø 18 mm	Graphite	Ceramic	NBR
7	BEARINGS	6304 2RS - C3 / 6204 ZZ - C3E				
8	CAPACITOR	<i>Pump</i>	<i>Capacitance</i>			
		<i>Single-phase</i>	<i>(230 V or 240 V)</i>		<i>(110 V)</i>	
		PLURIJETm 5/90 -N				
		PLURIJETm 3/130 -N	31.5 µF - 450 VL	60 µF - 250 VL		
		PLURIJETm 3/200 -N				
PLURIJETm 6/90 -N						
PLURIJETm 4/130 -N	45 µF - 450 VL	80 µF - 250 VL				
PLURIJETm 4/200 -N						
9	ELECTRIC MOTOR	<p>PLURIJETm: single-phase 230 V - 50 Hz with thermal overload protector incorporated into the winding.</p> <p>PLURIJET: three-phase 230/400 V - 50 Hz.</p> <p>⇒ The three-phase pumps are fitted with high performance motors up to P2=1.1kW in class IE2 and from P2=1.5kW in class IE3 (IEC 60034-30)</p> <p>- Insulation: class F</p> <p>- Protection: IP X4</p>				



DIMENSIONS AND WEIGHT



MODEL		PORTS		DIMENSIONS mm									kg	
Single-phase	Three-phase	DN1	DN2	a	f	h	h1	h2	n	n1	w	s	1~	3~
PLURIJETm 5/90 -N	PLURIJET 5/90 -N	1¼"	1"	73	549	228	145	56	185	145	245	11	19.4	17.6
PLURIJETm 6/90 -N	PLURIJET 6/90 -N				575						271		22.7	21.8
PLURIJETm 3/130 -N	PLURIJET 3/130 -N				497						193		17.6	15.7
PLURIJETm 4/130 -N	PLURIJET 4/130 -N				523						219		19.7	18.7
-	PLURIJET 5/130 -N				549						245		-	21.9
-	PLURIJET 6/130 -N				575						271		-	22.7
PLURIJETm 3/200 -N	PLURIJET 3/200 -N				497						193		17.6	15.7
PLURIJETm 4/200 -N	PLURIJET 4/200 -N				523						219		19.7	18.7
-	PLURIJET 5/200 -N				549						245		-	21.9
-	PLURIJET 6/200 -N				575						271		-	22.7

ABSORPTION

MODEL	VOLTAGE		
	230 V	240 V	110 V
Single-phase	230 V	240 V	110 V
PLURIJETm 5/90 -N	8.5 A	8.2 A	17.0 A
PLURIJETm 6/90 -N	10.5 A	10.0 A	21.0 A
PLURIJETm 3/130 -N	8.5 A	8.2 A	17.0 A
PLURIJETm 4/130 -N	10.5 A	10.0 A	21.0 A
PLURIJETm 3/200 -N	8.5 A	8.2 A	17.0 A
PLURIJETm 4/200 -N	10.5 A	10.0 A	21.0 A

MODEL	VOLTAGE					
	230 V	400 V	690 V	240 V	415 V	720 V
Three-phase	230 V	400 V	690 V	240 V	415 V	720 V
PLURIJET 5/90 -N	5.7 A	3.3 A	1.9 A	5.5 A	3.2 A	1.8 A
PLURIJET 6/90 -N	8.1 A	4.7 A	2.7 A	7.8 A	4.5 A	2.6 A
PLURIJET 3/130 -N	5.7 A	3.3 A	1.9 A	5.5 A	3.2 A	1.8 A
PLURIJET 4/130 -N	8.5 A	4.9 A	2.8 A	8.1 A	4.7 A	2.7 A
PLURIJET 5/130 -N	8.7 A	5.0 A	2.9 A	8.3 A	4.8 A	2.8 A
PLURIJET 6/130 -N	10.4 A	6.0 A	3.5 A	10.0 A	5.8 A	3.4 A
PLURIJET 3/200 -N	5.7 A	3.3 A	1.9 A	5.5 A	3.2 A	1.8 A
PLURIJET 4/200 -N	8.1 A	4.7 A	2.7 A	7.8 A	4.5 A	2.6 A
PLURIJET 5/200 -N	8.7 A	5.0 A	2.9 A	8.3 A	4.8 A	2.8 A
PLURIJET 6/200 -N	10.4 A	6.0 A	3.5 A	10.0 A	5.8 A	3.4 A